


Interactive Worksheets for Prospect 2



گروه آموزشی زبان انگلیسی دوره اول متوسطه
اداره کل آموزش و پرورش شهرستان های تهران

مقدمه

قطعا استفاده از کاربرگ‌های تعاملی، از طرفی می‌تواند کمک شایانی به یادگیری نماید و از طرفی دیگر چون دانش‌آموزان تمایل زیادی به استفاده از تکنولوژی و اینترنت دارند، فرصتی خواهند داشت تا از ابزارهای آنلاین استفاده نمایند. در این مجموعه، لیستی از کاربرگ‌های تعاملی متناسب با هر درس پایه هشتم با همکاران به اشتراک گذاشته می‌شود تا به راحتی از آن‌ها استفاده نمایند. کافی است لینک کاربرگ را به دانش‌آموزان دهید تا در آن شرکت نمایند و در پایان انجام دادن کاربرگ، از آن برای شما تصویری بگیرند و ارسال نمایند. قسمتی از کاربرگ‌ها توسط همکاران تهیه و طراحی شده است و بخشی از آن‌ها به خاطر یکسان بودن موضوع دیگر طراحی نشده و از خود سایت معرفی شده اند. همکاران علاقمند خودشان نیز می‌توانند کاربرگ‌های مورد نظر و نیاز خود را طراحی و در سایتی که این کاربرگ‌ها قرار داده شده‌اند آن‌ها را تعاملی نموده و به اشتراک بگذارند.

این دفترچه در تاریخ ۹۹/۹/۲۰ بروزرسانی شده است. در صورت بروزرسانی جدید، آن را دوباره به اشتراک خواهیم گذاشت. از همه همکاران عزیز علاقمند تقاضا می‌شود تا کاربرگ‌های خود را در این سایت تعاملی نموده و با ما به اشتراک بگذارند تا این دفترچه را برای استفاده همه دبیران و دانش‌آموزان به روزرسانی نماییم.

لینک کارهای خود را ایمیل کنید. Abgh8156@yahoo.com

روش استفاده

شما می‌توانید لینک هر کاربرگ را، **با توجه به نیاز و برنامه درسی خود**، در اختیار دانش‌آموزان قرار دهید. آنان پس از انجام هر فعالیت می‌توانند آن را برای شما ایمیل نموده و یا از صفحه اسکرین شات گرفته و برا شما ارسال نمایند.

۱- پس از پایان انجام فعالیت، در پایین صفحه دکمه **Finish** را کلیک می‌نمایند.



گروه آموزشی زبان انگلیسی دوره اول متوسطه
اداره کل آموزش و پرورش شهرستان‌های تهران

۲- در صفحه نمایش داده شده پس از فشردن دکمه پایان، از دو گزینه زیر می‌توانند استفاده نمایند. گزینه سمت راست برای ارسال نتیجه به ایمیل شماست، که در اینصورت باید ایمیل خود را به دانش‌آموزان بدهید. گزینه سمت چپ برای چک کردن پاسخ‌ها می‌باشد. ارسال ایمیل بعضاً شاید دچار مشکلاتی شود و برای شما ارسال نشود. لذا از دانش‌آموزان بخواهید اسکرین شات بفرستند.

What do you want to do?



Check my answers



Email my answers to my teacher

تشکر و قدردانی

از تمامی همکاران عزیز که در تهیه این مجموعه ما را یاری کردند

کمال تقدیر و تشکر را داریم

گروه آموزشی زبان انگلیسی دوره اول متوسطه
اداره کل آموزش و پرورش شهرستان‌های تهران



About the website

Liveworksheets allows you to transform your traditional printable worksheets (doc, pdf, jpg...) into **interactive online exercises with self-correction**, which we call "interactive worksheets".

Students can do the worksheets online and **send their answers to the teacher**. This is good for the students (it's motivating), for the teacher (it saves time) and for the environment (it saves paper).

Additionally, our interactive worksheets take full advantage of the **new technologies applied to education**: they may include sounds, videos, drag and drop exercises, join with arrows, multiple choice... and even speaking exercises, that the students must do using the microphone.

How can I use it?

You can use liveworksheets to make your own interactive worksheets or you can use the ones shared by other teachers. We have a collection of thousands of interactive worksheets that cover lots of languages and subjects.

How can I make my own interactive worksheets?

It's very easy. Basically, you have to upload your document (doc, pdf, jpg...) and it will be converted into an image. Then you just have to draw boxes on the worksheet and enter the right answers.

There are also a few commands that you need to learn if you want to make other kind of exercises, like drag and drop, join with arrows, speaking exercises, etc. But it is very easy. We promise!

Just have a look to our [tutorial](#) or [video tutorial](#).

Is there any limitation?

If you share your interactive worksheets with the rest of teachers, you can make as many as you like, and we'll be very grateful.

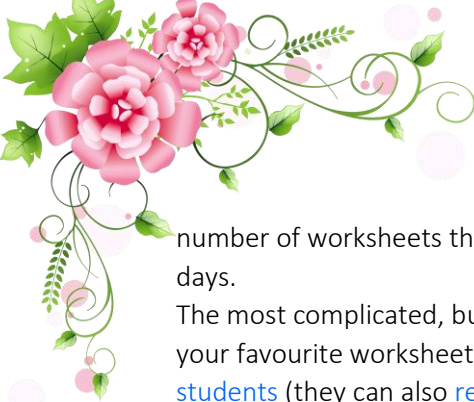
You can also keep your worksheets private, but there is a limit of 30 private worksheets.

Please take into account that you can't share worksheets taken from other websites, scanned from text books or which include any copyrighted content without authorization. Please read our [terms of use](#) for the full list of prohibited contents.

How can I get my students' answers?

There are two ways:

The simplest one: The students open the worksheet, do the exercises and click "Finish". Then they choose "Send my answers to the teacher" and enter your email (or secret keycode). Then you'll get a notification in your email, and you can check all your students' answers in your [mail box](#). There is no limit on the



number of worksheets that your students can send to you, but all their answers will be deleted after 30 days.

The most complicated, but much better option: You can make your own [interactive workbooks](#), and add your favourite worksheets (your own ones or shared by other teachers). Then you have to [register your students](#) (they can also [register themselves](#) with your secret keycode) and [assign them the workbooks](#). After that the students can [open the workbooks](#) with their username and password and do the exercises. You can check their work at any time, assign homework and add comments or notes. Students may optionally register their email to get notifications of their homework and teacher's comments.

Interactive workbooks are highly customizable, allow teachers' feedback and save all your students' answers for unlimited time. For these reasons they are our recommended option, although it takes more time at the beginning (you have to register your students and choose the worksheets, although it is possible to add or remove worksheets at any time).

Are there any limits in the interactive workbooks?

Yes, there are some limits, but for most of the teachers they are not a problem at all: You can make up to 10 interactive workbooks (with 120 pages each) and register up to 100 students. This means that you can save $10 \times 120 \times 100 = 120000$ different students' answers in your account, for free.

If you need more students, more workbooks or more private worksheets, you can pay a premium subscription to increase these limits. You can see all the subscription plans [here](#).

Can I add my interactive worksheets to my own website or blog?

Yes, you can embed your worksheets and even other teachers' ones (if they allow this option). We have a special code for that: just open the worksheet and click "Embed in my website or blog". There you'll get the code to insert in your website.

Can I download the worksheets as pdf?

Many of the worksheets are also downloadable as pdf (if the author allowed this option). You can download 10 worksheets per day.

Do you need any help?

You can ask our [community](#) of teachers, or contact us at mail@liveworksheets.com (in English or Spanish language).



Table of Contents

Lesson 1: My Nationality	7
Lesson 2: My Week.....	9
Lesson 3: My Abilities	11
Lesson 4: My Health	13
Lesson 5: My City.....	15
Lesson 6: My Village	16
Lesson 7: My Hobbies.....	18



Lesson 1: My Nationality

Where are you from?

- 1) <https://www.liveworksheets.com/bj1430966gi>
- 2) <https://www.liveworksheets.com/tz1430983jo>
- 3) <https://www.liveworksheets.com/iy1430993hf>
- 4) <https://www.liveworksheets.com/ht1431003rf>
- 5) <https://www.liveworksheets.com/hx148051af>
- 6) <https://www.liveworksheets.com/bh22787pa>
- 7) <https://www.liveworksheets.com/eg1264976bz>
- 8) <https://www.liveworksheets.com/rt273360dx>
- 9) <https://www.liveworksheets.com/if1261660tb>
- 10) <https://www.liveworksheets.com/gl771906uh>
- 11) <https://www.liveworksheets.com/zk1151721bq>
- 12) <https://www.liveworksheets.com/qt1208185sg>
- 13) <https://www.liveworksheets.com/vy203021yn>
- 14) <https://www.liveworksheets.com/rk228158om>
- 15) <https://www.liveworksheets.com/ei1182807jg>
- 16) <https://www.liveworksheets.com/lf1205124sb>
- 17) <https://www.liveworksheets.com/xy1167791js>
- 18) <https://www.liveworksheets.com/tv1262120xk>

- 
- 
- 19) <https://www.liveworksheets.com/as1182081mx>
 - 20) <https://www.liveworksheets.com/dr264323sb>
 - 21) <https://www.liveworksheets.com/tz1272005fo>
 - 22) <https://www.liveworksheets.com/dz599030bk>
 - 23) <https://www.liveworksheets.com/al1205080cx>
 - 24) <https://www.liveworksheets.com/kh1264527np>
 - 25) <https://www.liveworksheets.com/dl329bb>
 - 26) <https://www.liveworksheets.com/zc1270290pv>
 - 27) <https://www.liveworksheets.com/hz1183979ht>
 - 28) <https://www.liveworksheets.com/ph1283447yh>
 - 29) <https://www.liveworksheets.com/eu1270465qf>
 - 30) <https://www.liveworksheets.com/gi1270322tu>
 - 31) <https://www.liveworksheets.com/ju996160va>
 - 32) <https://www.liveworksheets.com/tm1283475ic>
 - 33) <https://www.liveworksheets.com/ml1090526yx>
 - 34) <https://www.liveworksheets.com/xu1090438ji>




Lesson 2: My Week

Days of a Week

- 1) <https://www.liveworksheets.com/om1431050ub>
- 2) <https://www.liveworksheets.com/tt1431056lx>
- 3) <https://www.liveworksheets.com/hf1431065bh>
- 4) <https://www.liveworksheets.com/rv1431074oi>
- 5) <https://www.liveworksheets.com/yy337tf>
- 6) <https://www.liveworksheets.com/lf584493px>
- 7) <https://www.liveworksheets.com/rm83138ru>
- 8) <https://www.liveworksheets.com/pt316546sb>
- 9) <https://www.liveworksheets.com/ql26554id>
- 10) <https://www.liveworksheets.com/fo139086lp>
- 11) <https://www.liveworksheets.com/pb1355ko>

Daily Activities

- 1) <https://www.liveworksheets.com/lv448973sh>
- 2) <https://www.liveworksheets.com/ui499242vg>
- 3) <https://www.liveworksheets.com/mp55721av>
- 4) <https://www.liveworksheets.com/ty993947lg>
- 5) <https://www.liveworksheets.com/fc217074pe>
- 6) <https://www.liveworksheets.com/oe1057864xk>

- 
- 
- 7) <https://www.liveworksheets.com/il851751jb>
 - 8) <https://www.liveworksheets.com/sv1273312js>
 - 9) <https://www.liveworksheets.com/zh1199619nk>
 - 10) <https://www.liveworksheets.com/vc217307vn>





Lesson 3: My Abilities

Abilities

- 1) <https://www.liveworksheets.com/lj1431082qd>
- 2) <https://www.liveworksheets.com/fe1431090ut>
- 3) <https://www.liveworksheets.com/pq1431103ij>
- 4) <https://www.liveworksheets.com/ed1431106po>
- 5) <https://www.liveworksheets.com/qi1431114yq>
- 6) <https://www.liveworksheets.com/sa1431133kz>
- 7) <https://www.liveworksheets.com/fc1431142ly>

Good at

- 1) <https://www.liveworksheets.com/ru51500ae>
- 2) <https://www.liveworksheets.com/jj31841lf>
- 3) <https://www.liveworksheets.com/ng85103rb>
- 4) <https://www.liveworksheets.com/kr1182738eh>
- 5) <https://www.liveworksheets.com/zh512459so>
- 6) <https://www.liveworksheets.com/nl936800nj>
- 7) <https://www.liveworksheets.com/hj981269ey>
- 8) <https://www.liveworksheets.com/oz91944bk>
- 9) <https://www.liveworksheets.com/my332382xq>
- 10) <https://www.liveworksheets.com/zi1353333gq>
- 11) <https://www.liveworksheets.com/vx1297599ak>



Can – Can't

- 1) <https://www.liveworksheets.com/ly2151ko>
- 2) <https://www.liveworksheets.com/ru109089yp>
- 3) <https://www.liveworksheets.com/zv741970cg>
- 4) <https://www.liveworksheets.com/uj50224ia>
- 5) <https://www.liveworksheets.com/ff1321164yy>
- 6) <https://www.liveworksheets.com/xa968520cx>
- 7) <https://www.liveworksheets.com/om622664tj>
- 8) <https://www.liveworksheets.com/tp564363gl>
- 9) <https://www.liveworksheets.com/vq1005020jh>
- 10) <https://www.liveworksheets.com/ap1314890bm>
- 11) <https://www.liveworksheets.com/ej235528ig>
- 12) <https://www.liveworksheets.com/nr236809by>
- 13) <https://www.liveworksheets.com/ah235584ix>



Lesson 4: My Health

- 1) <https://www.liveworksheets.com/kx1431884yu>
- 2) <https://www.liveworksheets.com/ld1431898cr>
- 3) <https://www.liveworksheets.com/ng1431909pn>
- 4) <https://www.liveworksheets.com/ua1431918up>
- 5) <https://www.liveworksheets.com/mz1431925ti>
- 6) <https://www.liveworksheets.com/yz1368630tc>
- 7) <https://www.liveworksheets.com/oe615158tf>
- 8) <https://www.liveworksheets.com/nt24589rf>
- 9) <https://www.liveworksheets.com/cz258359jj>
- 10) <https://www.liveworksheets.com/ik21056sl>
- 11) <https://www.liveworksheets.com/jb62003ic>
- 12) <https://www.liveworksheets.com/hg146415vz>
- 13) <https://www.liveworksheets.com/na251975zj>
- 14) <https://www.liveworksheets.com/zd1029456km>
- 15) <https://www.liveworksheets.com/tq151149am>
- 16) <https://www.liveworksheets.com/tq151149am>
- 17) <https://www.liveworksheets.com/ze645318cg>
- 18) <https://www.liveworksheets.com/hk312550qq>



19) <https://www.liveworksheets.com/kb250750ed>

20) <https://www.liveworksheets.com/vs146870yd>

21) <https://www.liveworksheets.com/qq1234233in>

22) <https://www.liveworksheets.com/pd413982qg>





Lesson 5: My City

- 1) <https://www.liveworksheets.com/gm1431935sn>
- 2) <https://www.liveworksheets.com/qj1431963vy>
- 3) <https://www.liveworksheets.com/eb1431982fq>
- 4) <https://www.liveworksheets.com/yd1431989un>
- 5) <https://www.liveworksheets.com/gs1431995gf>
- 6) <https://www.liveworksheets.com/he1432005ld>
- 7) <https://www.liveworksheets.com/yy1432021vq>
- 8) <https://www.liveworksheets.com/au1432040ed>
- 9) <https://www.liveworksheets.com/lk1283672ix>
- 10) <https://www.liveworksheets.com/xh1283736fl>
- 11) <https://www.liveworksheets.com/gb1270497on>
- 12) <https://www.liveworksheets.com/nk1259575of>
- 13) <https://www.liveworksheets.com/gf787983nj>
- 14) <https://www.liveworksheets.com/lc591037nl>
- 15) <https://www.liveworksheets.com/lg174021oq>
- 16) <https://www.liveworksheets.com/pr1128037fz>
- 17) <https://www.liveworksheets.com/tn83019zt>
- 18) <https://www.liveworksheets.com/ux989486mp>



Lesson 6: My Village

Month

- 1) <https://www.liveworksheets.com/lh75ib>
- 2) <https://www.liveworksheets.com/th27210hh>
- 3) <https://www.liveworksheets.com/md135538rd>
- 4) <https://www.liveworksheets.com/dd12647dp>
- 5) <https://www.liveworksheets.com/ef73977bd>

Weather

- 1) <https://www.liveworksheets.com/qt362687ij>
- 2) <https://www.liveworksheets.com/vk313886xg>
- 3) <https://www.liveworksheets.com/bx611872ly>
- 4) <https://www.liveworksheets.com/lr130tm>
- 5) <https://www.liveworksheets.com/qt113797lt>
- 6) <https://www.liveworksheets.com/hx1212797ae>
- 7) <https://www.liveworksheets.com/uc224130ha>
- 8) <https://www.liveworksheets.com/vx160752dp>
- 9) <https://www.liveworksheets.com/jb181669me>
- 10) <https://www.liveworksheets.com/ds1154563kj>
- 11) <https://www.liveworksheets.com/hg453791yr>
- 12) <https://www.liveworksheets.com/bp322743bv>





13) <https://www.liveworksheets.com/eg672518ac>

14) <https://www.liveworksheets.com/rn777650pe>

15) <https://www.liveworksheets.com/gx991151ed>

16) <https://www.liveworksheets.com/xj283438or>



گروه آموزشی زبان انگلیسی دوره اول متوسطه
اداره کل آموزش و پرورش شهرستان های تهران



Lesson 7: My Hobbies

- 1) <https://www.liveworksheets.com/mh305742zx>
- 2) <https://www.liveworksheets.com/aj255381tl>
- 3) <https://www.liveworksheets.com/kv12008dt>
- 4) <https://www.liveworksheets.com/qq19263fg>
- 5) <https://www.liveworksheets.com/ty463343ns>
- 6) <https://www.liveworksheets.com/aq1204445yx>
- 7) <https://www.liveworksheets.com/rl408506xv>
- 8) <https://www.liveworksheets.com/dp1281040fu>
- 9) <https://www.liveworksheets.com/fd1228079ei>
- 10) <https://www.liveworksheets.com/ij1432118oo>
- 11) <https://www.liveworksheets.com/vt1432139xh>